


# AC axial fans - HyBlade®

Ø 910

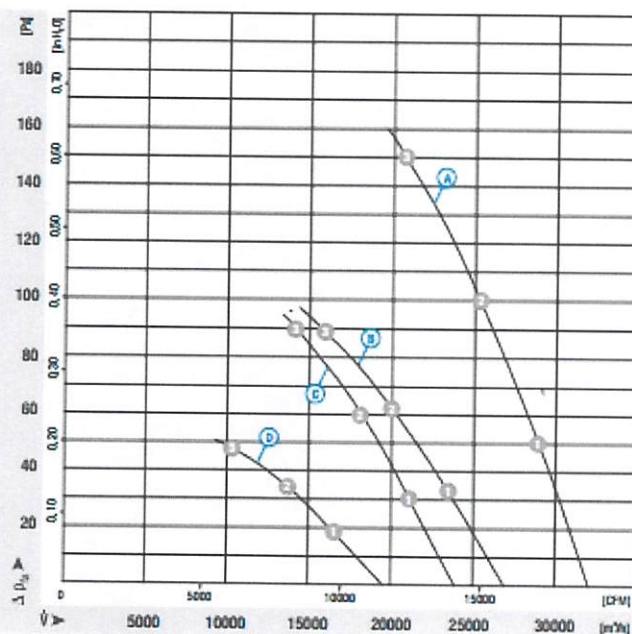


- **Material:** Guard grille: Steel, phosphated and coated in black plastic  
Wall ring: Sheet steel, pre-galvanised and coated in black plastic  
Blades: Insertion part made of sheet aluminium, extrusion-coated in PP plastics  
Rotor: Encased in aluminium
- **Number of blades:** 5
- **Direction of rotation:** clockwise, seen on rotor
- **Type of protection:** IP 54 (acc. to EN 60529)
- **Insulation class:** "F"
- **Mounting position:** Shaft horizontal or rotor on bottom; rotor on top on request
- **Condensate discharge holes:** Rotor-side
- **Mode of operation:** Continuous operation (S1)
- **Bearings:** Maintenance-free ball bearings
- **Motor protection:** Design with thermal overload protector

Nominal data		Blade angle	Curve	Nominal voltage	Frequency	Speed/rpm (1)	Max. power input (1)	Max. current draw (1)	Capacitor	Max. operative range	Perm. amb. temp.	Electr. connection
Type	Motor			VAC	Hz	rpm	kW	A	µF/VDB	Pa	°C	p. 34
*6D 910	MGD 138-NA	0°	(A) 3-400 Δ	50	885	2,48	5,15	—	150	-40...+50	F1b)/F2b)	
			(B) 3-400 Y	50	685	1,57	2,90	—	90	-40...+50		
*8D 910	M8D 138-LA	0°	(C) 3-400 Δ	50	650	1,15	2,78	—	90	-40...+65	F1b)/F2b)	
			(D) 3-400 Y	50	475	0,64	1,36	—	47	-40...+65		
*ZD 910	MZD 138-HF	0°	(E) 3-400 Δ	50	420	0,41	1,13	—	38	-40...+65	F1b)/F2b)	
			(F) 3-400 Y	50	305	0,21	0,48	—	20	-40...+65		

subject to alterations (1) Nominal data in operating point (2) with maximum load

## Curves



Air performance measured as per ISO 5801, installation category A, in ebm-papst full nozzle and without protection against accidental contact

Suction-side noise levels:  $L_{w,s}$  as per ISO 13347,  $L_p$  measured at 1 m distance to fan axis

The acoustic values given are only valid under the measurement conditions listed and may vary depending on the installation situation.

With any deviation to the standard setup, the specific values have to be checked and reviewed once installed or fitted!

For detailed information see page 36 ff.

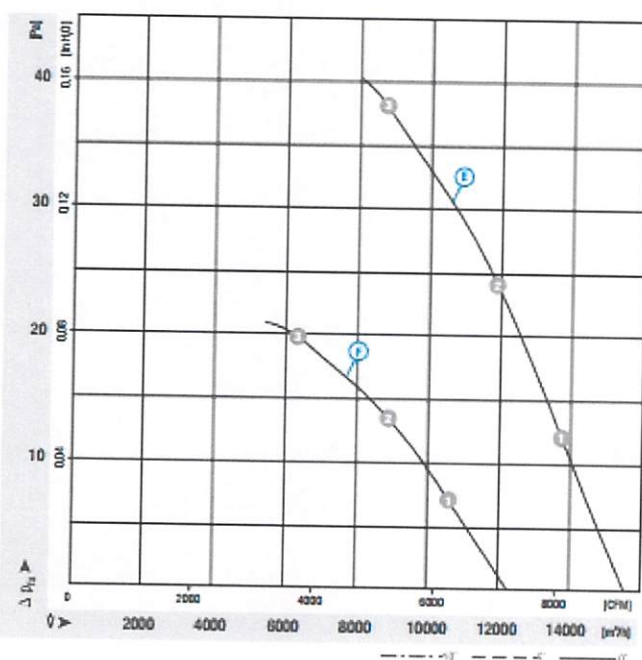
	n [rpm]	$P_1$ [kW]	I [A]	$L_{w,s}$ [dB(A)]
(A) 1	915	2,05	4,67	75
(A) 2	900	2,26	4,88	75
(A) 3	885	2,48	5,15	77
(B) 1	750	1,41	2,67	70
(B) 2	715	1,49	2,82	69
(B) 3	685	1,57	2,90	71
(C) 1	675	0,95	2,57	68
(C) 2	665	1,05	2,67	67
(C) 3	650	1,15	2,78	70
(D) 1	530	0,59	1,24	61
(D) 2	500	0,62	1,31	59
(D) 3	475	0,64	1,36	63

- Cable exit: Via terminal box
- Protection class: I (acc. to EN 61800-5-1)
- Product conforming to standard: CE
- Approvals: VDE (acc. to EN 60034)

Direction of air flow	Direction of air flow "A"		
	Without attachments	With full square nozzle	With guard grille for full nozzle
"V"	A6D 910-AA01 -01	W6D 910-GA01 -01	S6D 910-CA01 -01
"V"	A8D 910-AD03 -01	W8D 910-GD03 -01	S8D 910-CD03 -01
"V"	AZD 910-AG03 -01	WZD 910-GG03 -01	SZD 910-CG03 -01

Direction of air flow "A" on request

### Curves



Air performance measured as per ISO 5801, installation category A, in ebm-papst full nozzle and without protection against accidental contact

Suction-side noise levels:  $L_{wA}$  as per ISO 13347,  $L_{pA}$  measured at 1 m distance to fan axis

The acoustic values given are only valid under the measurement conditions listed and may vary depending on the installation situation.

With any deviation to the standard setup, the specific values have to be checked and reviewed once installed or fitted!

For detailed information see page 36 ff.

n [rpm]	$P_1$ [kW]	I [A]	$L_{wA}$ [dB(A)]	
④ ①	440	0,34	1,08	57
④ ②	430	0,37	1,10	56
④ ③	420	0,41	1,13	59
⑦ ①	340	0,19	0,44	51
⑦ ②	325	0,20	0,46	49
⑦ ③	305	0,21	0,48	50